

11 Inch Apple Tablet Keyboard Case


Adaptive model 11 inch iPad Pro / iPad air (4/5th generation)

USER MANUAL




Wireless connection

1




2



1. Wireless connection 1 Turn on the keyboard power, then press Fn +  on the keyboard, and the keyboard will be in a waiting search state for three minutes.

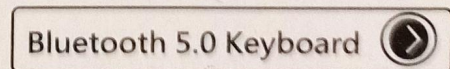
2 Go to iPad Settings

3



3 Turn on Bluetooth and stay in the "ON" open search mode

4




4 Search wireless signal name "Bluetooth 5.0 Keyboard" under other devices and connect

Note: The bluetooth will connect automatically in later usage

Product Features

- Foldable and Portable: lightweight and easy to carry out or temporary office
- 80 Degrees plus 45 Degrees, multi-angle adjustment function, so that your iPad in the best perspective, to meet your various visual needs
- Illumination: The keyboard has a three-zone 7-color backlight and a dazzling breathing light, which is unique
- High Quality Keyboard: unique aluminum alloy scissor foot structure keyboard, responsive, good handling
- High Sensitive Touch Pad: more stable, richer and faster

CHARGING AND MAINTENANCE



Maintenance: store under normal temperature, charge under normal voltage. If not used for a long time, need to timely charge the keyboard (charge once every 2 months or so)

POWER ON AND OFF



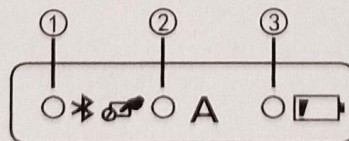
Touch test switch, double click, on/off

PRODUCT PARAMETERS


1. Operating distance: 10 meters
2. Modulation System: GFSK
3. Working voltage: 3.3 to 4.2 V
4. Charging Current: <250mA
5. Stabdvt tune: > 90 days at full power
6. Continuous working time:
<4 hours(with backlight on)
<80hours(with backlight off)
7. Charging time: <4 hours
8. Working temperature: - 20 - 55 ° C
9. Charging temperature: 0-45 ° C

Light Indicator Instructions


- ① (1) Bluetooth label: the blue light blinks during code search, and the connection is successful. The light is always on when locking the touch pad
- ② (2) Uppercase label: Uppercase indicator is steady on, lowercase indicator is off
- ③ Power indicator: red light for power on, red light for charging . The light goes out after the battery is fully charged




Product Features





 Home


 Reduce iPad brightness


 Increase iPad brightness


 Search


 The virtual keyboard


 Screenshot


 switch language

 Previous song


 Bluetooth


 Lock screen


 Play/Pause


 Next song


 Mute

 Decrease the volume

 Increase the volume

 Lock touch

 Backlight brightness decreases

 Switch the light color on the premise that the keyboard light is on for a long time

Press "Fn+" to achieve the above icons